



For all kinds of music

您好!

Y525
幻彩灯光蓝牙音箱
使用说明

尊敬的AWEI用户:

感谢您选用AWEI产品! 您的选择对于我们至关重要, 这意味着AWEI又增加了一名新用户。希望通过我们的产品和服务, 为您带来上佳的体验。也希望您在产品体验过程中, 通过官方客户热线、微博、微信、等提出好的意见和建议, 帮助AWEI不断完善产品和服务。

如果您在产品使用过程中遇到任何问题, 请参照服务流程, 方便、快捷地获取帮助。您的支持是我们成长的动力, 您的每一次认可和评价都是对AWEI莫大的鼓励。谢谢!

AWEI营销团队

介绍


非常感谢您使用AWEI Y525幻彩灯光蓝牙音箱, 在使用本产品之前, 请详细阅读这本手册。

蓝牙无线通信的技术介绍

蓝牙是一种支持设备短距离通信(通常在10M内)的无线电技术。能在包括手机、无线耳机、电脑等众多IT数码设备之间进行无线信息交换。利用“蓝牙”技术能有效地简化设备之间的通信, 数据传输从而变得更加迅速高效。

附件清单

1X 蓝牙音箱
1X 数据线

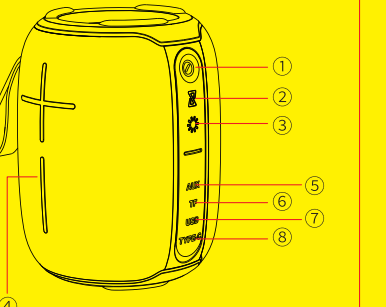


1X 说明书
1X 音频线



音箱说明图

- 1 开关键
- 2 多功能按键
- 3 灯光切换键
- 4 上一曲/下一曲
- 5 AUX插孔
- 6 TF插孔
- 7 USB播放/输出
- 8 TYPE-C充电插孔



怎样使用

■ 开机/关机

打开电源: 长按3秒“”, 产品将打开电源并发出提示音。此时, 可以进行蓝牙配对。
关闭电源: 长按3秒“”, 产品将会关机。无工作状态5分钟自动关机。
开机将自动进入蓝牙模式。默认为音量70%。

■ 蓝牙配对

1. 开启手机的蓝牙功能, 蓝牙搜索状态白灯快闪。
2. 在设备列表中搜索“AWEI Y525”, 进行配对。蓝牙配对状态下白灯常亮。当扬声器发出提示音, 表示蓝牙配对连接成功。蓝牙配对成功播放情况下, 白灯慢闪。现在, 您可以轻松播放音乐!

■ 充电

插入Type-C充电线时, 默认为设备充电; 充电时, 红色的充电指示灯常亮。充满电, 指示灯灭。低电时, 低音提示3次关机。约4小时后即可充满电。如果Y525未使用7天, 建议在使用前10分钟充电。

■ 灯光切换

设备启动后短按“”可进行灯光切换。

怎样使用

■ 使用无线播放功能欣赏音乐

请保证您的音源设备(手机, 平板电脑或其他设备)与本品(无线音箱)成功相连。当设备配对成功, 请播放音源设备的音乐。

功能	按键操作
增大音量	短按+
减小音量	短按-
暂停/播放	短按
上一曲	长按-
下一曲	长按+

(请注意: 上述功能适用于所有模式, 如蓝牙播放, USB播放, TF卡播放, 音频输入播放及调频收音机播放。在音频输入播放模式下, 您需要在音源设备上进行上一曲, 下一曲的操作。)

怎样使用

■ 使用免提通话功能

使用该功能之前, 请确认您的设备已经与该无线音箱相连接。

功能	操作	按键操作
接听电话	来电	短按
回拨电话	待机模式	双击
挂断电话	电话中	短按

■ 使用U盘和TF卡播放

• 打开设备
• 将预装有音频文件的优盘或TF卡插入该音响设备的相应接口, 然后根据设备发出的提示音选择相应的模式, 然后设备开始播放优盘或TF卡中的音频内容。

怎样使用

■ 使用调频收音机功能播放

• 打开设备
• 将充电线的Type-C接口与音箱的Type-C接口连接(充电线的USB接口无需连接电源), 此时, 充电线的作用是天线。
• 收音模式下: 短按“”按键搜台。
• 按下+或-以选择频道。
• 长按+或-以增加音量或减少音量。

■ 使用AUX播放

• 打开设备。
• 将3.5mm音频线的一端与设备的3.5mm接口相连, 设备会发出提示音, 然后设备进行输入音频播放模式。
• 长按+或-以增加音量或减少音量。(请注意: 上一曲, 下一曲的操作需要在音源设备上进行。)

■ 产品恢复初始设置

当产品出现异常情况时, 可用细长圆棒, 按压AUX插孔内的复位键复位。

产品规格

蓝牙版本: V5.3
播放模式: 蓝牙/FM/TF卡/U盘/AUX
喇叭功率: 10W x 1
充电电压: 5V/2A
频率响应范围: 80Hz-15KHz
电池容量: 1800mAh
工作时长: 4-5 小时
充电时长: 约 4 小时
蓝牙传输距离: 10M

安全与保养

在使用时, 请阅读以下建议有助于您遵守保修条款, 并延长产品的使用寿命。

- ★ 保持产品干燥, 勿将产品放在潮湿的地方, 以免影响产品内部电路;
- ★ 不要将产品放置在太阳直射或者高温的地方, 高温会缩短电子部件的使用寿命损坏电池, 使某些塑料部件变形;
- ★ 不要将产品放在过冷的地方, 以免损坏内部电路板;
- ★ 不要试图拆开产品, 尤其是非专业人员, 可能会损坏产品;
- ★ 不要跌落、强烈震动、用硬体撞击产品, 以免损坏内部电路;
- ★ 不要使用烈性化学制品、清洁剂清洁机器;
- ★ 不要用尖体在产品表面上乱划, 以免损坏外壳和影响外观;
- ★ 不要对机器连续充电超过10小时, 以免影响使用寿命; 如产品不能正常工作, 请将其送至AWEI的授权维修机构, 工作人员会热心帮您解决问题。

声明: 为提高产品性能我们会进行产品升级, 本说明内容可能会有所变更, 恕不另行通知, 敬请谅解。感谢您的选购!

产品售后服务指南

一、七天包退细则

A. 包退原则: 用户在AWEI直属专营店或经AWEI授权的经销商所购买的产品, 自购买之日起7天内, 产品未受到任何人为或外力的损害而发生的产品质量问题, 厂家包退货。
B. 退货流程: 用户将产品、包装和票据完整地拿到(或自费邮寄到)购买地点给卖家检测——卖家按质保鉴定规则检测, 鉴定该产品实属产品质量问题——卖家退还用户购买产品时所付的费用。

二、十五天包换细则

A. 包换原则: 用户在AWEI直属专营店或经AWEI授权的经销商所购买的产品, 自购买之日起15天内, 产品未受到任何人为或外力的损害而发生的产品质量问题, 厂家包换货。
B. 换货流程: 用户将产品、包装和票据完整地拿到(或自费邮寄到)购买地点给卖家检测——卖家按质保鉴定规则检测, 鉴定该产品实有产品质量问题——卖家为用户更换货品并开具新票据。

三、十二个月保修细则

A. 包修原则: 用户在AWEI直属专营店或经AWEI授权的

产品售后服务指南

一、七天包退细则

A. 包退原则: 用户在AWEI直属专营店或经AWEI授权的经销商所购买的产品, 自购买之日起7天内, 产品未受到任何人为或外力的损害而发生的产品质量问题, 厂家包退货。
B. 退货流程: 用户将产品、包装和票据完整地拿到(或自费邮寄到)购买地点给卖家检测——卖家按质保鉴定规则检测, 鉴定该产品实属产品质量问题——卖家退还用户购买产品时所付的费用。

二、十五天包换细则

A. 包换原则: 用户在AWEI直属专营店或经AWEI授权的经销商所购买的产品, 自购买之日起15天内, 产品未受到任何人为或外力的损害而发生的产品质量问题, 厂家包换货。
B. 换货流程: 用户将产品、包装和票据完整地拿到(或自费邮寄到)购买地点给卖家检测——卖家按质保鉴定规则检测, 鉴定该产品实有产品质量问题——卖家为用户更换货品并开具新票据。

三、十二个月保修细则

A. 包修原则: 用户在AWEI直属专营店或经AWEI授权的

产品售后服务指南

一、七天包退细则

A. 包退原则: 用户在AWEI直属专营店或经AWEI授权的经销商所购买的产品, 自购买之日起7天内, 产品未受到任何人为或外力的损害而发生的产品质量问题, 厂家包退货。
B. 退货流程: 用户将产品、包装和票据完整地拿到(或自费邮寄到)购买地点给卖家检测——卖家按质保鉴定规则检测, 鉴定该产品实属产品质量问题——卖家退还用户购买产品时所付的费用。

二、十五天包换细则

A. 包换原则: 用户在AWEI直属专营店或经AWEI授权的经销商所购买的产品, 自购买之日起15天内, 产品未受到任何人为或外力的损害而发生的产品质量问题, 厂家包换货。
B. 换货流程: 用户将产品、包装和票据完整地拿到(或自费邮寄到)购买地点给卖家检测——卖家按质保鉴定规则检测, 鉴定该产品实有产品质量问题——卖家为用户更换货品并开具新票据。

三、十二个月保修细则

A. 包修原则: 用户在AWEI直属专营店或经AWEI授权的

产品售后服务指南

一、七天包退细则

A. 包退原则: 用户在AWEI直属专营店或经AWEI授权的经销商所购买的产品, 自购买之日起7天内, 产品未受到任何人为或外力的损害而发生的产品质量问题, 厂家包退货。
B. 退货流程: 用户将产品、包装和票据完整地拿到(或自费邮寄到)购买地点给卖家检测——卖家按质保鉴定规则检测, 鉴定该产品实属产品质量问题——卖家退还用户购买产品时所付的费用。

二、十五天包换细则

A. 包换原则: 用户在AWEI直属专营店或经AWEI授权的经销商所购买的产品, 自购买之日起15天内, 产品未受到任何人为或外力的损害而发生的产品质量问题, 厂家包换货。
B. 换货流程: 用户将产品、包装和票据完整地拿到(或自费邮寄到)购买地点给卖家检测——卖家按质保鉴定规则检测, 鉴定该产品实有产品质量问题——卖家为用户更换货品并开具新票据。

三、十二个月保修细则

A. 包修原则: 用户在AWEI直属专营店或经AWEI授权的

产品售后服务指南

一、七天包退细则

A. 包退原则: 用户在AWEI直属专营店或经AWEI授权的经销商所购买的产品, 自购买之日起7天内, 产品未受到任何人为或外力的损害而发生的产品质量问题, 厂家包退货。
B. 退货流程: 用户将产品、包装和票据完整地拿到(或自费邮寄到)购买地点给卖家检测——卖家按质保鉴定规则检测, 鉴定该产品实属产品质量问题——卖家退还用户购买产品时所付的费用。

二、十五天包换细则

A. 包换原则: 用户在AWEI直属专营店或经AWEI授权的经销商所购买的产品, 自购买之日起15天内, 产品未受到任何人为或外力的损害而发生的产品质量问题, 厂家包换货。
B. 换货流程: 用户将产品、包装和票据完整地拿到(或自费邮寄到)购买地点给卖家检测——卖家按质保鉴定规则检测, 鉴定该产品实有产品质量问题——卖家为用户更换货品并开具新票据。

三、十二个月保修细则

A. 包修原则: 用户在AWEI直属专营店或经AWEI授权的

AWEI产品保修卡 (请认真填写完整)

产品型号	条形码
用户名字	用户电话
用户住址	
商家名称	商家电话
商家地址	
购买日期	报修日期
损坏情况	维修时间
备注	



官方微信查真伪

国外社区:
twitter : <https://www.twitter.com/aweiearphone>
facebook : <https://www.facebook.com/aweipproducts>
instagram : <http://www.instagram.com/aweiearphone>



For all kinds of music

Hello!

Y525

Symphony Light Bluetooth Speaker User Manual

Dear AWEI User,

Thank you for choosing AWEI product. Your choice is crucial for us, which means AWEI has added a new user. Hope that we will bring you a good experience through our products and services. Also hope you will put forward the good advice and suggestions by official customer hotline, Weibo and Wechat in the process of product experience, which can help AWEI to constantly improve product and service.

If you encounter any problems in the using product, please refer to service process. Your support is our strongest power, also your recognition and evaluation are a great encouragement to AWEI. Thank you!

AWEI sales team

1

Introduction

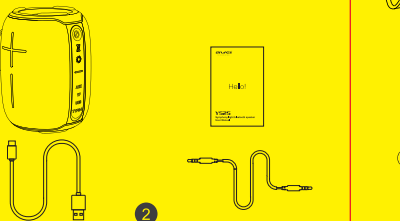
Thank you for purchasing the model AWEI Y525 Portable Outdoor Wireless Speaker. Pls read this manual before using.

Bluetooth wireless communications Technology introduction

Bluetooth is a kind of wireless technology which support short distance communications (work normally within a distance of 10M) with it you can exchange information by wireless between many IT digital devices like mobile phones / wireless earphones / computers etc. Bluetooth technology effectively and simplify to the communications which makes device and data transmission quickly and off effectively.

Accessories List

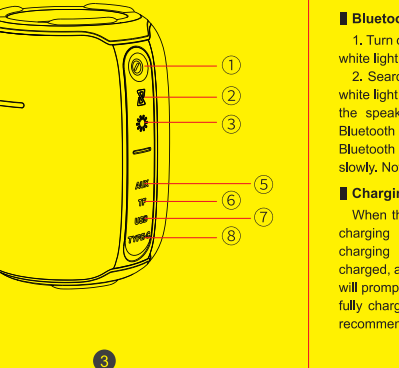
- 1X Bluetooth Speaker
- 1X User Manual
- 1X USB Charging Cable
- 1X Audio Cable



2

Overview Of Speaker

- 1 Power Button
- 2 Multi-function Button
- 3 Light switch button
- 4 Previous Track/Next Track
- 5 AUX Port
- 6 TF Card Port
- 7 USB Play / Output
- 8 TYPE-C Charging Port



3

How To Use

Power on/off

Power on: Long pres the "⏻" for 3 seconds, the product will turn on and make a sound. At this point, Bluetooth pairing can be performed.

Power off: Long pres the "⏻" for 3 seconds, and the speaker will power off. It will automatically shut down within 5 minutes under non-working state.

Turn on, it will automatically enter Bluetooth mode with default 70% volume.

Bluetooth pairing

1. Turn on the Bluetooth function of the mobile phone, the white light flashes quickly in the Bluetooth search status.

2. Search for "AWEI Y525" in the device list to pair. The white light is always on in the Bluetooth pairing state. When the speaker makes voice prompt, it indicates that the Bluetooth pairing connection is successful. When the Bluetooth pairing is successful, the white light flashes slowly. Now you can easily play music!

Charging

When the charging cable is plugged in, the device start charging automatically; When it's charging, the red charging indicator is always on. The battery is fully charged, and the indicator is off. When the battery is low, it will prompt 3 times to shut down. It takes about 4 hours to fully charge. If Y525 has not been used for 7 days, it is recommended to charge it 10 minutes before using.

4

How To Use

Switch Light Mode

After the device is ready, short press "☀️" button to switch the light mode.

Bluetooth Music Play

Please make sure that your device (Mobile Phone, Tablet or other devices) is paired with the Wireless Speaker successfully. Once it is paired, you can play music from your device.

Function	Button
Increase Volume	Short press the +
Decrease Volume	Short press the -
Pause/Play	Short press the ⏸️
Previous track	Long press the ⏮️
Next track	Long press the ⏭️

(Note: The above functions can be used in all models, such as Wireless mode, USB Drive Play mode, TF Card Play mode, AUX input mode as well as FM Radio mode.

In AUX input mode, you need to operate with the source devices for previous / next track.)

5

How To Use

Bluetooth Calling

Please ensure you mobile phone is paired with the wireless speaker

Function	Operation	Button
Answer Incoming Call	Incoming Call	Long press the 📞
Redial last number	Standby mode and connected to a device	Short press 📞 button twice
hang up the phone	During a Call	Short press the 📞

External TF-Card/U-disk Mode

- Turn on the speaker.
- Insert the Aux(3.5mm jack) into the device, the device will make a voice prompt, and enter the aux input audio mode.
- Long press "+" to increase the volume ;long press "-" to decrease the volume.

Note: Media can be controlled only through the source devices, while playing music in Aux mode.

(Note: When using the radio function, you need to plug in the charging cable as a radio antenna so that the radio function can be used normally.)

When the product is abnormal, you can use a slender round rod and press the reset button in the AUX jack to reset.

6

How To Use

FM Radio Mode

- Turn on the speaker.
- Connect the speaker's type-c port with the type-C charging cable (the USB port does not need to connect with power supply ,and the charging cable serves as FM antenna)
- In radio mode, short press "📻" to search for channels.
- Press" + "or " - " to select channels.
- Long press "+" to increase the volume;long press "-" to decrease the volume.

Aux Input Mode

- Turn on the speaker.
- Insert the Aux(3.5mm jack) into the device, the device will make a voice prompt, and enter the aux input audio mode.
- Long press "+" to increase the volume ;long press "-" to decrease the volume.

Note: Media can be controlled only through the source devices, while playing music in Aux mode.

(Note: When using the radio function, you need to plug in the charging cable as a radio antenna so that the radio function can be used normally.)

When the product is abnormal, you can use a slender round rod and press the reset button in the AUX jack to reset.

7

How To Use

TWS Connection Stereo Mode

1. Turn on two devices at the same time, the Bluetooth is in the search state, and the LED indicator flashes rapidly at this time;
2. Press and hold the pairing button of one device, the device will emit a prompt tone, and the device is in the pairing state at this time.
3. When the device emits a beep again, it means that the pairing is successful. At this time, the LED light of the host speaker flashes quickly, and the LED indicator light of the slave speaker is always on;
4. After the TWS is connected, to shut down the host or the slave speaker can control 2 devices to shut down.

Mode Switch

Long press the "🔑" key modes.
Mode switching sequence: Bluetooth mode-FM mode-TF card mode-U disk mode-AUX mode. After inserting the jack, the inserted jack is the default playback mode.

(Note: When using the radio function, you need to plug in the charging cable as a radio antenna so that the radio function can be used normally.)

When the product is abnormal, you can use a slender round rod and press the reset button in the AUX jack to reset.

8

Specifications

Bluetooth Version: V5.3
 Play Mode: Bluetooth / FM / TF Card / U Disk / AUX
 Speaker Power:10W x 1
 Charging Voltage: 5V/2A
 Frequency Response: 80Hz-15KHz
 Working Time: 4-5 hours
 Charging Time: about 4 hours
 Bluetooth Transmission Distance:10M

Safety And Maintenance

Please read suggests below in order to helping prolong the product lifespan and clearly understand the warranty clauses.

- ★ Keep the product dry, do not put it in humid circumstance to avoid short circuit.
- ★ Do not expose it to the sun or high heat. High heating will short lifespan of electronic components, damage battery and deform some plastic parts.
- ★ Do not put it in cold circumstance to avoid damage to PCB board.
- ★ Do not attempt to take apart the product, especially non-professionals.
- ★ Do not fall, vibrate strongly,strike with hard objects, to avoid damage to inner electronic circuit.
- ★ Do not use high chemical products,detergent to clean the item.
- ★ Do not scratch the surface with sharp items to avert damaging the case and appearance.
- ★ Do not make it charging 10 hours continuously for the sake of lifespan.

If the product can not work properly, please send it to AWEI authorized maintenance agents. Our staff will help to solve the problems for you.

Statement: In order to improve product performance we will upgrade products, the content may change without notice,pls forgive! Thank you for your purchase.

Supervised by H.K. Yale International Co., Ltd
Produced by Shenzhen Yale Electronics Co., Ltd
Factory Add: 4th Floor, Building 2, Yujingtai Industrial Park, Huaxing Road, Longhua District, Shenzhen, China.

Customer service hotline/ Fax:
Tel:+86-755-82999998
Fax:+86-755-83777998
Cooperation mailbox:yale@awei.hk
After-sales service:service@awei.hk

For more information please visit:
www.awei.com



9

Products after-sales service

1. 7 Days Refund Policy

- Guarantee of Refund: Within 7 days since the date of purchase, the manufacturer promises to refund if the product bought from AWEI immediate shops or authorized distributor shops is in quality problem (artificial and external force damage excluded).
- Refund Procedure: Please take the product, whole set of package and original invoice to (or please freight pre-paid to) the shop you bought the product for checking. The seller will check by Quality Assurance Identification Rules to clarify the problem. If yes, the seller should refund the money the user paid for the product.

2. 15 Days Replacement Policy

- Guarantee of Replacement: Within 15 days since the date of purchase, the manufacturer promises to replace if the product bought from AWEI immediate shops or authorized distributor shops is in quality problem (artificial and external force damage excluded).
- Replacement Procedure: Please take the product, whole set of package and original invoice to (or please freight pre-paid to) the shop you bought the product for checking. The seller will check by Quality Assurance Identification Rules to clarify the problem. If yes, the seller should replace the product and issue a new invoice to the user. Freight arrangements please check with the shop you contact.

3. Twelve Months Warranty Policy

- Guarantee of Maintenance: Within twelve months since the date of purchase, the manufacturer promises to offer

Products after-sales service

- Maintenance Procedure: Please take the product, whole set of package and original invoice to (or please freight pre-paid to) the shop you bought the product for checking. The seller will check by Quality Assurance Identification Rules to clarify the problem. If yes, the seller should fill warranty card with official stamp and send back to manufacturer. After repairing, manufacturer sends the product to the seller and the seller should inform the user to collect it. Freight arrangements please check with the shop you contact.

4. Quality Assurance Identification Rules

- Quality Assurance is NOT applicable to those items: accessories like packing box, pouch, ear clip and earmuffs; product beyond warranty period; product got from unauthorized agents or informal channels; fake AWEI product; AWEI premium; artificial damaged product; external force damaged product.
- Quality Assurance Identification Procedure: Check warranty period (by original invoice) —— confirm original product (check security code on AWEI official website) —— check product damage (clarify artificial damage and external force like water, fire, chemicals or weight crush damages) —— check product quality (to confirm if the testing result is conform to description) ——check buying channel (subject to manufacturer's verification).

10

Products after-sales service

1. 7 Days Refund Policy

- Guarantee of Refund: Within 7 days since the date of purchase, the manufacturer promises to refund if the product bought from AWEI immediate shops or authorized distributor shops is in quality problem (artificial and external force damage excluded).
- Refund Procedure: Please take the product, whole set of package and original invoice to (or please freight pre-paid to) the shop you bought the product for checking. The seller will check by Quality Assurance Identification Rules to clarify the problem. If yes, the seller should refund the money the user paid for the product.

2. 15 Days Replacement Policy

- Guarantee of Replacement: Within 15 days since the date of purchase, the manufacturer promises to replace if the product bought from AWEI immediate shops or authorized distributor shops is in quality problem (artificial and external force damage excluded).
- Replacement Procedure: Please take the product, whole set of package and original invoice to (or please freight pre-paid to) the shop you bought the product for checking. The seller will check by Quality Assurance Identification Rules to clarify the problem. If yes, the seller should replace the product and issue a new invoice to the user. Freight arrangements please check with the shop you contact.

3. Twelve Months Warranty Policy

- Guarantee of Maintenance: Within twelve months since the date of purchase, the manufacturer promises to offer

Products after-sales service

- Maintenance Procedure: Please take the product, whole set of package and original invoice to (or please freight pre-paid to) the shop you bought the product for checking. The seller will check by Quality Assurance Identification Rules to clarify the problem. If yes, the seller should fill warranty card with official stamp and send back to manufacturer. After repairing, manufacturer sends the product to the seller and the seller should inform the user to collect it. Freight arrangements please check with the shop you contact.

4. Quality Assurance Identification Rules

- Quality Assurance is NOT applicable to those items: accessories like packing box, pouch, ear clip and earmuffs; product beyond warranty period; product got from unauthorized agents or informal channels; fake AWEI product; AWEI premium; artificial damaged product; external force damaged product.
- Quality Assurance Identification Procedure: Check warranty period (by original invoice) —— confirm original product (check security code on AWEI official website) —— check product damage (clarify artificial damage and external force like water, fire, chemicals or weight crush damages) —— check product quality (to confirm if the testing result is conform to description) ——check buying channel (subject to manufacturer's verification).

11

Products after-sales service

1. 7 Days Refund Policy

- Guarantee of Refund: Within 7 days since the date of purchase, the manufacturer promises to refund if the product bought from AWEI immediate shops or authorized distributor shops is in quality problem (artificial and external force damage excluded).
- Refund Procedure: Please take the product, whole set of package and original invoice to (or please freight pre-paid to) the shop you bought the product for checking. The seller will check by Quality Assurance Identification Rules to clarify the problem. If yes, the seller should refund the money the user paid for the product.

2. 15 Days Replacement Policy

- Guarantee of Replacement: Within 15 days since the date of purchase, the manufacturer promises to replace if the product bought from AWEI immediate shops or authorized distributor shops is in quality problem (artificial and external force damage excluded).
- Replacement Procedure: Please take the product, whole set of package and original invoice to (or please freight pre-paid to) the shop you bought the product for checking. The seller will check by Quality Assurance Identification Rules to clarify the problem. If yes, the seller should replace the product and issue a new invoice to the user. Freight arrangements please check with the shop you contact.

3. Twelve Months Warranty Policy

- Guarantee of Maintenance: Within twelve months since the date of purchase, the manufacturer promises to offer

Products after-sales service

- Maintenance Procedure: Please take the product, whole set of package and original invoice to (or please freight pre-paid to) the shop you bought the product for checking. The seller will check by Quality Assurance Identification Rules to clarify the problem. If yes, the seller should fill warranty card with official stamp and send back to manufacturer. After repairing, manufacturer sends the product to the seller and the seller should inform the user to collect it. Freight arrangements please check with the shop you contact.

4. Quality Assurance Identification Rules

- Quality Assurance is NOT applicable to those items: accessories like packing box, pouch, ear clip and earmuffs; product beyond warranty period; product got from unauthorized agents or informal channels; fake AWEI product; AWEI premium; artificial damaged product; external force damaged product.
- Quality Assurance Identification Procedure: Check warranty period (by original invoice) —— confirm original product (check security code on AWEI official website) —— check product damage (clarify artificial damage and external force like water, fire, chemicals or weight crush damages) —— check product quality (to confirm if the testing result is conform to description) ——check buying channel (subject to manufacturer's verification).

12

Products after-sales service

1. 7 Days Refund Policy

- Guarantee of Refund: Within 7 days since the date of purchase, the manufacturer promises to refund if the product bought from AWEI immediate shops or authorized distributor shops is in quality problem (artificial and external force damage excluded).
- Refund Procedure: Please take the product, whole set of package and original invoice to (or please freight pre-paid to) the shop you bought the product for checking. The seller will check by Quality Assurance Identification Rules to clarify the problem. If yes, the seller should refund the money the user paid for the product.

2. 15 Days Replacement Policy

- Guarantee of Replacement: Within 15 days since the date of purchase, the manufacturer promises to replace if the product bought from AWEI immediate shops or authorized distributor shops is in quality problem (artificial and external force damage excluded).
- Replacement Procedure: Please take the product, whole set of package and original invoice to (or please freight pre-paid to) the shop you bought the product for checking. The seller will check by Quality Assurance Identification Rules to clarify the problem. If yes, the seller should replace the product and issue a new invoice to the user. Freight arrangements please check with the shop you contact.

3. Twelve Months Warranty Policy

- Guarantee of Maintenance: Within twelve months since the date of purchase, the manufacturer promises to offer

Products after-sales service

- Maintenance Procedure: Please take the product, whole set of package and original invoice to (or please freight pre-paid to) the shop you bought the product for checking. The seller will check by Quality Assurance Identification Rules to clarify the problem. If yes, the seller should fill warranty card with official stamp and send back to manufacturer. After repairing, manufacturer sends the product to the seller and the seller should inform the user to collect it. Freight arrangements please check with the shop you contact.

4. Quality Assurance Identification Rules

- Quality Assurance is NOT applicable to those items: accessories like packing box, pouch, ear clip and earmuffs; product beyond warranty period; product got from unauthorized agents or informal channels; fake AWEI product; AWEI premium; artificial damaged product; external force damaged product.
- Quality Assurance Identification Procedure: Check warranty period (by original invoice) —— confirm original product (check security code on AWEI official website) —— check product damage (clarify artificial damage and external force like water, fire, chemicals or weight crush damages) —— check product quality (to confirm if the testing result is conform to description) ——check buying channel (subject to manufacturer's verification).

13

Products after-sales service

1. 7 Days Refund Policy

- Guarantee of Refund: Within 7 days since the date of purchase, the manufacturer promises to refund if the product bought from AWEI immediate shops or authorized distributor shops is in quality problem (artificial and external force damage excluded).
- Refund Procedure: Please take the product, whole set of package and original invoice to (or please freight pre-paid to) the shop you bought the product for checking. The seller will check by Quality Assurance Identification Rules to clarify the problem. If yes, the seller should refund the money the user paid for the product.

2. 15 Days Replacement Policy

- Guarantee of Replacement: Within 15 days since the date of purchase, the manufacturer promises to replace if the product bought from AWEI immediate shops or authorized distributor shops is in quality problem (artificial and external force damage excluded).
- Replacement Procedure: Please take the product, whole set of package and original invoice to (or please freight pre-paid to) the shop you bought the product for checking. The seller will check by Quality Assurance Identification Rules to clarify the problem. If yes, the seller should replace the product and issue a new invoice to the user. Freight arrangements please check with the shop you contact.

3. Twelve Months Warranty Policy

- Guarantee of Maintenance: Within twelve months since the date of purchase, the manufacturer promises to offer

Products after-sales service

- Maintenance Procedure: Please take the product, whole set of package and original invoice to (or please freight pre-paid to) the shop you bought the product for checking. The seller will check by Quality Assurance Identification Rules to clarify the problem. If yes, the seller should fill warranty card with official stamp and send back to manufacturer. After repairing, manufacturer sends the product to the seller and the seller should inform the user to collect it. Freight arrangements please check with the shop you contact.

4. Quality Assurance Identification Rules

- Quality Assurance is NOT applicable to those items: accessories like packing box, pouch, ear clip and earmuffs; product beyond warranty period; product got from unauthorized agents or informal channels; fake AWEI product; AWEI premium; artificial damaged product; external force damaged product.
- Quality Assurance Identification Procedure: Check warranty period (by original invoice) —— confirm original product (check security code on AWEI official website) —— check product damage (clarify artificial damage and external force like water, fire, chemicals or weight crush damages) —— check product quality (to confirm if the testing result is conform to description) ——check buying channel (subject to manufacturer's verification).

14

Products after-sales service

1. 7 Days Refund Policy

- Guarantee of Refund: Within 7 days since the date of purchase, the manufacturer promises to refund if the product bought from AWEI immediate shops or authorized distributor shops is in quality problem (artificial and external force damage excluded).
- Refund Procedure: Please take the product, whole set of package and original invoice to (or please freight pre-paid to) the shop you bought the product for checking. The seller will check by Quality Assurance Identification Rules to clarify the problem. If yes, the seller should refund the money the user paid for the product.

2. 15 Days Replacement Policy

- Guarantee of Replacement: Within 15 days since the date of purchase, the manufacturer promises to replace if the product bought from AWEI immediate shops or authorized distributor shops is in quality problem (artificial and external force damage excluded).
- Replacement Procedure: Please take the product, whole set of package and original invoice to (or please freight pre-paid to) the shop you bought the product for checking. The seller will check by Quality Assurance Identification Rules to clarify the problem. If yes, the seller should replace the product and issue a new invoice to the user. Freight arrangements please check with the shop you contact.

3. Twelve Months Warranty Policy

- Guarantee of Maintenance: Within twelve months since the date of purchase, the manufacturer promises to offer

Products after-sales service

- Maintenance Procedure: Please take the product, whole set of package and original invoice to (or please freight pre-paid to) the shop you bought the product for checking. The seller will check by Quality Assurance Identification Rules to clarify the problem. If yes, the seller should fill warranty card with official stamp and send back to manufacturer. After repairing, manufacturer sends the product to the seller and the seller should inform the user to collect it. Freight arrangements please check with the shop you contact.

4. Quality Assurance Identification Rules

- Quality Assurance is NOT applicable to those items: accessories like packing box, pouch, ear clip and earmuffs; product beyond warranty period; product got from unauthorized agents or informal channels; fake AWEI product; AWEI premium; artificial damaged product; external force damaged product.
- Quality Assurance Identification Procedure: Check warranty period (by original invoice) —— confirm original product (check security code on AWEI official website) —— check product damage (clarify artificial damage and external force like water, fire, chemicals or weight crush damages) —— check product quality (to confirm if the testing result is conform to description) ——check buying channel (subject to manufacturer's verification).

15

Products after-sales service

1. 7 Days Refund Policy

- Guarantee of Refund: Within 7 days since the date of purchase, the manufacturer promises to refund if the product bought from AWEI immediate shops or authorized distributor shops is in quality problem (artificial and external force damage excluded).
- Refund Procedure: Please take the product, whole set of package and original invoice to (or please freight pre-paid to) the shop you bought the product for checking. The seller will check by Quality Assurance Identification Rules to clarify the problem. If yes, the seller should refund the money the user paid for the product.

2. 15 Days Replacement Policy

- Guarantee of Replacement: Within 15 days since the date of purchase, the manufacturer promises to replace if the product bought from AWEI immediate shops or authorized distributor shops is in quality problem (artificial and external force damage excluded).
- Replacement Procedure: Please take the product, whole set of package and original invoice to (or please freight pre-paid to) the shop you bought the product for checking. The seller will check by Quality Assurance Identification Rules to clarify the problem. If yes, the seller should replace the product and issue a new invoice to the user. Freight arrangements please check with the shop you contact.

3. Twelve Months Warranty Policy

- Guarantee of Maintenance: Within twelve months since the date of purchase, the manufacturer promises to offer

Products after-sales service

- Maintenance Procedure: Please take the product, whole set of package and original invoice to (or please freight pre-paid to) the shop you bought the product for checking. The seller will check by Quality Assurance Identification Rules to clarify the problem. If yes, the seller should fill warranty card with official stamp and send back to manufacturer. After repairing, manufacturer sends the product to the seller and the seller should inform the user to collect it. Freight arrangements please check with the shop you contact.

4. Quality Assurance Identification Rules